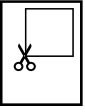

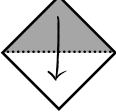
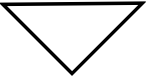


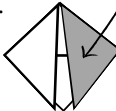
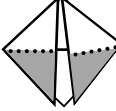
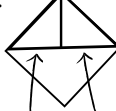




# Origami Bookmark: 4 Life Stages of the Mosquito


1.  Cut out your origami square
2. 
3.  Fold
4. 
5.  Fold the top corner up
6.  Fold both ends to the middle
7. 
8.  Fold both flaps in half
9.  Tuck flaps into top section
10.  Choose one stage to cut out and glue to your bookmark.
11.  Use your new bookmark!



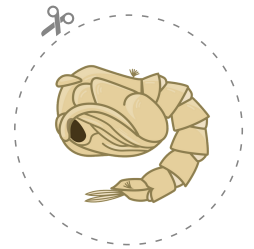
Stage 1:  
**Egg**



Stage 2:  
**Larvae**



Stage 3:  
**Pupae**



Stage 4:  
**Adult**

